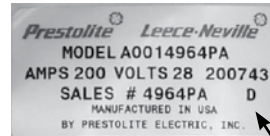


Group:	8SC/SCJ	Notes:
Form:	SP1017	Refer to SP1017-DWG for major component drawing.
Date:	July 19, 2019	Refer to TSB-3018 for hardware kit breakdown.
File:	Alternator Parts List Section	Refer to TSB-3008 for Intake Nozzle kit breakdown.
		Refer to TSB-1104 for Trash Screen Assy. kit breakdown.
		Refer to TSB-1105 for Overhaul kit change procedure.

Identify the part number of the unit you have. In addition to identifying the part number from the part label it is also required that you identify the REV level. It is probable that no REV level is present; if so, utilize the part number only to identify the appropriate part. However, if a REV level is present, choose the applicable part for that REV level which is listed below the part number.









Rev. D



Rev. B

**“Rev.” This indicates the revision letter on the label. If your unit is this revision or later, use this service component.**







Component View	Front Housing w/o Bearing	Rotor	Rear Housing w/o Bearing	Rectifier Assy.	Stator	Regulator
						
Model	1	2	3	4	5	6
8SC2020Z	1544372C01S	5944676C08S	1544373C06S	A051104248S	0142000T32S	8RL2134S
REV: F	A015102959S	A020104240S	A012102963S	A051104248S	0142000T32S	8RL2135S
8SC2020Z-JD	1544372C01S	5944676C10S	1544373C06S	A051104248S	0142000T32S	8RL2134S
REV: H	A015102959S	A020104240S	A012102963S	A051104248S	0142000T32S	8RL2135S
8SC2023Z	1544372C01S	5944676C08S	1544373C06S	A051104248S	0142000T32S	8RL2126S
REV: F	A015102959S	A020104240S	A012102963S	A051104248S	0142000T32S	8RL2133S
8SC2023Z-NHK	1544372C01S	5944676C10S	1544373C10S	A051104248S	0142000T32S	8RL2126S
8SC2023Z-NHS	1544372C01S	5944676C10S	1544373C10S	A051104248S	0142000T32S	8RL2126S
8SC2202V-CA	1544372C01S	5944676C10S	1544373C12S	A051104248S	0142000T32S	8RL2127S
8SC2205V-CA	1544372C01S	5944676C10S	1544373C10S	A051104248S	0142000T32S	8RL2127S
8SC2209Z	A015105683S	A020104240S	A012105664S	A051104248S	0142000T32S	8RL2135S
8SC2223V	1544372C01S	5944676C10S	1544373C10S	A051104248S	0142000T32S	8RL2127S
8SC2223VG	1544372C01S	5944676C10S	1544373C10S	A051104248S	0142000T32S	8RL2127S
8SC2223V-K	1544372C01S	5944676C10S	1544373C10S	A051104248S	0142000T32S	8RL2127S
8SC2236	A015102959S	A020104240S	A012104338S	A051104248S	0142000T32S	8RL2131S
8SC2254VG-MP	A015105990S	A020104240S	A171106050S	A051104248S	0142000T32S	8RL2144MPS
8SC2261VG-MP	A015105990S	A020104296S	A171106050S	A051104248S	0142000T32S	8RL2144MPS
8SC2282V	A015102959S	A020104240S	A012102963S	A051104248S	0142000T32S	8RL2131S
8SC2282VG	A015102959S	A020104240S	A012102963S	A051104248S	0142000T32S	8RL2131S
8SC2285V	A015102959S	A020104240S	A012102963S	A051104248S	0142000T32S	8RL2131S
8SC2290V	1544372C01S	5944676C10S	1544373C06S	A051104248S	0142000T32S	8RL2134S
8SC3009ZA	1544372C01S	0142499T73S	1544373C06S	A051104922S	0142000T32S	8RL3024S *
REV: BE	A015102959S	A020104392S	A012102963S	A051104922S	A022104726S	8RL3028S **

\* For adjustable version use 8RL3109S

\*\* For adjustable version use 8RL3136S

Important: The information contained in this bulletin is intended for use by trained, professional technicians who have the proper tools, equipment, and training to perform the required maintenance described above. This information is NOT intended for 'do-it-yourselfers', and you should not assume that this information applies to your equipment. If you have any questions regarding this information please visit our website at [www.prestolite.com](http://www.prestolite.com), or contact our technical service department at:

Group:	8SC/SCJ	Notes:
Form:	SP1017	Refer to SP1017-DWG for major component drawing.
Date:	July 19, 2019	Refer to TSB-3018 for hardware kit breakdown.
File:	Alternator Parts List Section	Refer to TSB-3008 for Intake Nozzle kit breakdown.
		Refer to TSB-1104 for Trash Screen Assy. kit breakdown.
		Refer to TSB-1105 for Overhaul kit bearing change procedure.







Component View	Front Housing w/o Bearing	Rotor	Rear Housing w/o Bearing	Rectifier Assy.	Stator	Regulator
						
Model	1	2	3	4	5	6
8SC3009ZAC	A015102959S	A020104392S	A012102963S	A051104922S	A022107726S	8RL3028S **
8SC3014U	1544372C05S	0142499T73S	1544373C08S	A051104748S	0142499T77S	8RL3024S *
REV: AH	A015104754S	A020105223S	A012102963S	A051104748S	A022104753S	8RL3028S **
8SC3015U	1544372C01S	A020105116S	1544373C06S	A051104922S	0142499T90S	8RL3024S *
REV: AG	A015102959S	A020105116S	A012102963S	A051104922S	A022104717S	8RL3028S **
8SC3019U	1544372C01S	A020105116S	1544373C06S	A051104922S	0142499T90S	8RL3024S *
REV: AG	A015102959S	A020105116S	A012102963S	A051104922S	A022104717S	8RL3028S **
8SC3029Z	1544372C01S	0142499T73S	1544373C06S	A051104922S	0142000T32S	8RL3024S *
REV: E	A015102959S	A020104392S	A012102963S	A051104922S	A022104726S	8RL3028S **
8SC3068V	1544372C01S	0142000T04S	1544373C06S	A051104922S	A022102287S	8RL3024S *
REV:BD	A015102959S	A020104395S	A012102963S	A051104922S	A022104709S	8RL3028S **
8SC3068VC	A015102959S	A020104395S	A012102963S	A051104922S	A022104709S	8RL3028S
8SC3110V	1544372C01S	5944676C09S	1544373C06S	A051105445S	A022104383S	8RL3023CS
REV: H	A015102959S	A020104358S	A012102963S	A051105445S	A022104383S	8RL3140S
8SC3133U	A015102959S	A020105223S	A012102963S	A051104748S	A022104753S	8RL3136S
8SC3157V	A015102959S	A020104392S	A012102963S	A051104922S	A022104726S	8RL3136S
8SC3160V	A015102959S	A020104395S	A012102963S	A051104922S	A022104709S	8RL3136S
8SC3169U	A015102959S	A020104395S	A012102963S	A051104922S	A022104717S	8RL3136S
8SC3200V	A015102959S	A020104358S	A012102963S	A051105445S	A022104383S	8RL3145S
8SC3207V	A015102959S	A020104395S	A012102963S	A051105445S	A022104709S	8RL3145S
8SC3248V	A015102959S	A020105223S	A012102963S	A051104363S	A022104753S	8RL3140S
8SC3389HC	A015102958S	A020104395S	A012102962S	A051106523S	A022106533S	8RL3150S
8SC3390HC	A015102958S	A020104392S	A012102962S	A051106523S	A022106533S	8RL3150S
8SC3262	A015102959S	A020104358S	A012102963S	A051104363S	A022104383S	8RL3145S
8SC5369	A015102958S	0142000T09S	A012102962S	A051105445S	5995118A02S	8RL2147S
8SC5369G	A015102958S	0142000T09S	A012102962S	A051105445S	5995118A02S	8RL2147S
SCJ2165	A015102959S	A020103043S	A012102963S	A051104248S	0142000T32S	8RL2126S
SCJ2167	A015102959S	5944676C10S	A012102963S	A051104248S	0142000T32S	8RL2126S
SCJ2216	A015102959S	A020103043S	A012102963S	A051104248S	0142000T32S	8RL2126S

\* For adjustable version use 8RL3109S

\*\* For adjustable version use 8RL3136S







Important: The information contained in this bulletin is intended for use by trained, professional technicians who have the proper tools, equipment, and training to perform the required maintenance described above. This information is NOT intended for 'do-it-yourselfers', and you should not assume that this information applies to your equipment. If you have any questions regarding this information please visit our website at [www.prestolite.com](http://www.prestolite.com), or contact our technical service department at:

Group:	8SC/SCJ	Notes:
Form:	SP1017	Refer to SP1017-DWG for major component drawing.
Date:	July 19, 2019	Refer to TSB-3018 for hardware kit breakdown.
File:	Alternator Parts List Section	Refer to TSB-3008 for Intake Nozzle kit breakdown.
		Refer to TSB-1104 for Trash Screen Assy. kit breakdown.
		Refer to TSB-1105 for Overhaul kit bearing change procedure.

Component View	Front Housing w/o Bearing	Rotor	Rear Housing w/o Bearing	Rectifier Assy.	Stator	Regulator
						
Model	1	2	3	4	5	6
SCJ2217	A015102959S	5944676C10S	A012102963S	A051104248S	0142000T32S	8RL2126S
SCJ2219	A015102959S	A020103043S	A012102963S	A051104288S	0142000T32S	8RL2130S
SCJ2221	A015102959S	A020103043S	A012102963S	A051104288S	0142000T32S	8RL2130S
SCJ2225	A015102959S	A020104296S	A012102963S	A051104248S	0142000T32S	8RL2133S
SCJ2226	A015102959S	A020104296S	A012102963S	A051104248S	0142000T32S	8RL2133S
SCJ2227	A015102959S	A020104240S	A012102963S	A051104248S	0142000T32S	8RL2133S
SCJ2231	A015102959S	A020104296S	A012102963S	A051104288S	0142000T32S	8RL2132S
SCJ2232	A015102959S	A020104240S	A012102963S	A051104288S	0142000T32S	8RL2132S
SCJ2233	A015102959S	A020104240S	A012102963S	A051104288S	0142000T32S	8RL2132S
SCJ2235	A015105683S	A020104240S	A012105664S	A051104248S	0142000T32S	8RL2133S
SCJ2239	A015102959S	A020104296S	A012102963S	A051104288S	0142000T32S	8RL2132S
SCJ2287	A015102959S	A020104240S	A012102963S	A051104248S	0142000T32S	8RL2133S
SCJ3126	A015102959S	0142000T04S	A012102963S	A051104391S	A022102815S	8RL3107S
SCJ3128	A015102958S	5944676C25S	A012102962S	A051104363S	0142499T90S	8RL3107S
SCJ3147	A015102959S	A020104395S	A012102963S	A051104363S	A022104709S	8RL3028S
SCJ3162	A015102959S	A020104395S	A012102963S	A051104391S	A022104709S	8RL3141S
SCJ3218	A015102958S	A020104716S	A012103185S	A051104363S	A022102815S	8RL3107S
REV: E	A015103185S	A020104716S	A012102958S	A051104363S	A022102815S	8RL3141S
SCJ3291	A015102959S	A020104395S	A012102963S	A051104391S	A022104709S	8RL3141S
SCJ3292	A015102959S	A020104395S	A012102963S	A051104391S	A022104709S	8RL3141S








Important: The information contained in this bulletin is intended for use by trained, professional technicians who have the proper tools, equipment, and training to perform the required maintenance described above. This information is NOT intended for 'do-it-yourselfers', and you should not assume that this information applies to your equipment. If you have any questions regarding this information please visit our website at [www.prestolite.com](http://www.prestolite.com), or contact our technical service department at:

Group:	8SC/SCJ	Notes:
Form:	SP1017	Refer to SP1017-DWG for major component drawing.
Date:	July 19, 2019	Refer to TSB-3018 for hardware kit breakdown.
File:	Alternator Parts List Section	Refer to TSB-3008 for Intake Nozzle kit breakdown.
		Refer to TSB-1104 for Trash Screen Assy. kit breakdown.
		Refer to TSB-1105 for Overhaul kit bearing change procedure.

Component View	Fan	Hardware Kit	Overhaul Kit Bearings, slip ring, O-ring, brush holder	Terminal Board / Plug Kit	Brush Kit	Rear Cover & Gasket
				 Or		
Model	7	8	9	10	11	12
8SC2020Z	A041102954S	K212103996S	K183103997S	K185103975S	K185103972S	K185103973S
REV: F	A041104228S	K212103996S	K183103997S	K185103976S	K185103972S	K185103973S
8SC2020Z-JD	A041102954S	K212103996S	K183103997S	K185103975S	K185103972S	K185103973S
REV: H	A041104228S	K212103996S	K183103997S	K185103976S	K185103972S	K185103973S
8SC2023Z	A041102954S	K212103996S	K183103997S	K185103975S	K185103972S	K185103973S
REV: F	A041104228S	K212103996S	K183103997S	K185103976S	K185103972S	K185103973S
8SC2023-NHK	A041102954S	K212103996S	K183103997S	K185103975S	K185103972S	K185103973S
8SC2023Z-NHS	A041102954S	K212103996S	K183103997S	K185103975S	K185103972S	K185103973S
8SC2202V-CA	A041102954S	K212103996S	K183103997S	K185103975S	K185103972S	K185103973S
8SC2205-CA	A041102954S	K212103996S	K183103997S	K185103975S	K185103972S	K185103973S
8SC2209Z	A041104228S	K212103996S	K183103997S	K185103976S	K185103972S	K185103973S
8SC2223V	A041102954S	K212103996S	K183103997S	K185103975S	K185103972S	K185103973S
8SC2223VG	A041102954S	K212103996S	K183103997S	K185103975S	K185103972S	K185103973S
8SC2223V-K	A041102954S	K212103996S	K183103997S	K185103975S	K185103972S	K185103973S
8SC2236	A041104228S	K212103996S	K183103997S	K185103976S	K185103972S	K185103973S
8SC2254VG-MP	A041104228S	K212103996S	K183103997S	K185103976S	K185103972S	K185103973S
8SC2261VG-MP	A041104228S	K212103996S	K183103997S	K185103976S	K185103972S	K185103973S
8SC2282V	A041104228S	K212103996S	K183103997S	K185103976S	K185103972S	K185103973S
8SC2282VG	A041104228S	K212103996S	K183103997S	K185103976S	K185103972S	K185103973S
8SC2285V	A041104228S	K212103996S	K183103997S	K185103976S	K185103972S	K185103973S
8SC2290V	A041102954S	K212103996S	K183103997S	K185103975S	K185103972S	K185103973S
8SC3009ZA	A041102954S	K212103996S	K183103997S	K185103975S	K185103972S	K185103973S
REV: BE	A041104228S	K212103996S	K183103997S	K185103976S	K185103972S	K185103973S
8SC3009ZAC	A041104228S	K212103996S	K183103997S	K185103976S	K185103972S	K185103973S
8SC3014U	A041102954S	K212103996S	K183103997S	K185103975S	K185103972S	K185103973S
REV: AH	A041104228S	K212103996S	K183103997S	K185103976S	K185103972S	K185103973S
8SC3015U	A041102954S	K212103996S	K183103997S	K185103975S	K185103972S	K185103973S
REV: AG	A041104228S	K212103996S	K183103997S	K185103976S	K185103972S	K185103973S
8SC3019U	A041102954S	K212103996S	K183103997S	K185103975S	K185103972S	K185103973S
REV: AG	A041104228S	K212103996S	K183103997S	K185103976S	K185103972S	K185103973S
8SC3029Z	A041102954S	K212103996S	K183103997S	K185103975S	K185103972S	K185103973S
REV: E	A041104228S	K212103996S	K183103997S	K185103976S	K185103972S	K185103973S

Important: The information contained in this bulletin is intended for use by trained, professional technicians who have the proper tools, equipment, and training to perform the required maintenance described above. This information is NOT intended for 'do-it-yourselfers', and you should not assume that this information applies to your equipment. If you have any questions regarding this information please visit our website at [www.prestolite.com](http://www.prestolite.com), or contact our technical service department at:







Group:	8SC/SCJ	Notes:
Form:	SP1017	Refer to SP1017-DWG for major component drawing.
Date:	July 19, 2019	Refer to TSB-3018 for hardware kit breakdown.
File:	Alternator Parts List Section	Refer to TSB-3008 for Intake Nozzle kit breakdown.
		Refer to TSB-1104 for Trash Screen Assy. kit breakdown.
		Refer to TSB-1105 for Overhaul kit bearing change procedure.

Component View	Fan	Hardware Kit	Overhaul Kit Bearings, slip ring, O-ring, brush holder	Terminal Board / Plug Kit	Brush Kit	Rear Cover & Gasket
				 Or 		
Model	7	8	9	10	11	12
8SC3068V	A041102954S	K212103996S	K183103997S	K185103975S	K185103972S	K185103973S
REV: BD	A041104228S	K212103996S	K183103997S	K185103976S	K185103972S	K185103973S
8SC3068VC	A041104228S	K212103996S	K183103997S	K185103976S	K185103972S	K185103973S
8SC3110V	A041102954S	K212103996S	K183103997S	K185103975S	K185103972S	K185103973S
REV: H	A041104228S	K212103996S	K183103997S	K185103976S	K185103972S	K185103973S
8SC3133U	A041102954S	K212103996S	K183103997S	K185103975S	K185103972S	K185103973S
8SC3157V	A041104228S	K212103996S	K183103997S	K185103976S	K185103972S	K185103973S
8SC3160V	A041104228S	K212103996S	K183103997S	K185103976S	K185103972S	K185103973S
8SC3169U	A041104228S	K212103996S	K183103997S	K185103976S	K185103972S	K185103973S
8SC3200V	A041104228S	K212103996S	K183103997S	K185103976S	K185103972S	K185103973S
8SC3207V	A041104228S	K212103996S	K183103997S	K185103976S	K185103972S	K185103973S
8SC3248V	A041104228S	K212103996S	K183103997S	K185103976S	K185103972S	K185103973S
8SC3262	A041104228S	K212103996S	K183103997S	K185103976S	K185103972S	K185103973S
8SC3389HC	A041104760S	K212103996S	K183103997S	K185103976S	K185103972S	K185106588S
8SC3390HC	A041104760S	K212103996S	K183103997S	K185103976S	K185103972S	K185106588S
8SC5369	A041104760S	K212103996S	K183103997S	K185103976S	K185103972S	K185103973S
8SC5369G	A041104760S	K212103996S	K183103997S	K185103976S	K185103972S	K185103973S
SCJ2165	A041102954S	K212103996S	K183103997S	K185103975S	K185103972S	K185103973S
SCJ2167	A041104228S	K212103996S	K183103997S	K185103975S	K185103972S	K185103973S
SCJ2216	A041102954S	K212103996S	K183103997S	K185103975S	K185103972S	K185103973S
SCJ2217	A041102954S	K212103996S	K183103997S	K185103975S	K185103972S	K185103973S
SCJ2219	A041102954S	K212103996S	K183103997S	K185103975S	K185103972S	K185103973S
SCJ2221	A041102954S	K212103996S	K183103997S	K185103975S	K185103972S	K185103973S
SCJ2225	A041102954S	K212103996S	K183103997S	K185103976S	K185103972S	K185103973S
SCJ2226	A041102954S	K212103996S	K183103997S	K185103976S	K185103972S	K185103973S
SCJ2227	A041102954S	K212103996S	K183103997S	K185103976S	K185103972S	K185103973S
SCJ2231	A041102954S	K212103996S	K183103997S	K185103976S	K185103972S	K185103973S
SCJ2232	A041102954S	K212103996S	K183103997S	K185103976S	K185103972S	K185103973S
SCJ2233	A041102954S	K212103996S	K183103997S	K185103976S	K185103972S	K185103973S
SCJ2235	A041102954S	K212103996S	K183103997S	K185103976S	K185103972S	K185103973S

Important: The information contained in this bulletin is intended for use by trained, professional technicians who have the proper tools, equipment, and training to perform the required maintenance described above. This information is NOT intended for 'do-it-yourselfers', and you should not assume that this information applies to your equipment. If you have any questions regarding this information please visit our website at [www.prestolite.com](http://www.prestolite.com), or contact our technical service department at:







Group:	8SC/SCJ	Notes:
Form:	SP1017	Refer to SP1017-DWG for major component drawing.
Date:	July 19, 2019	Refer to TSB-3018 for hardware kit breakdown.
File:	Alternator Parts List Section	Refer to TSB-3008 for Intake Nozzle kit breakdown.
		Refer to TSB-1104 for Trash Screen Assy. kit breakdown.
		Refer to TSB-1105 for Overhaul kit bearing change procedure.

Component View	Fan	Hardware Kit	Overhaul Kit Bearings, slip ring, O-ring, brush holder	Terminal Board / Plug Kit	Brush Kit	Rear Cover & Gasket
				 Or		
Model	7	8	9	10	11	12
SCJ2239	A041102954S	K212103996S	K183103997S	K185103976S	K185103972S	K185103973S
SCJ2287	A041102954S	K212103996S	K183103997S	K185103976S	K185103972S	K185103973S
SCJ3126	A041102954S	K212103996S	K183103997S	K185103975S	K185103972S	K185103973S
SCJ3128	A041102955S	K212103996S	K183103997S	K185103975S	K185103972S	K185103973S
SCJ3147	A041102955S	K212103996S	K183103997S	K185103976S	K185103972S	K185103973S
SCJ3162	A041102954S	K212103996S	K183103997S	K185103976S	K185103972S	K185103973S
SCJ3218	A041102954S	K212103996S	K183103997S	K185103975S	K185103972S	K185103973S
REV: E	A041102955S	K212103996S	K183103997S	K185103976S	K185103972S	K185103973S
SCJ3291	A041102954S	K212103996S	K183103997S	K185103976S	K185103972S	K185103973S
SCJ3292	A041102954S	K212103996S	K183103997S	K185103976S	K185103972S	K185103973S




Important: The information contained in this bulletin is intended for use by trained, professional technicians who have the proper tools, equipment, and training to perform the required maintenance described above. This information is NOT intended for 'do-it-yourselfers', and you should not assume that this information applies to your equipment. If you have any questions regarding this information please visit our website at [www.prestolite.com](http://www.prestolite.com), or contact our technical service department at:

Group:	8SC/SCJ	Notes:
Form:	SP1017	Refer to SP1017-DWG for major component drawing.
Date:	July 19, 2019	Refer to TSB-3018 for hardware kit breakdown.
File:	Alternator Parts List Section	Refer to TSB-3008 for Intake Nozzle kit breakdown.
		Refer to TSB-1104 for Trash Screen Assy. kit breakdown.
		Refer to TSB-1105 for Overhaul kit bearing change procedure.

Component View	Trash Screen Assy. Kit	Diode Trio Assy.	Capacitor Assy.
			 Or 
Model	13		
8SC2020Z	N/A	N/A	N/A
REV: F	N/A	N/A	N/A
8SC2020Z-JD	N/A	N/A	N/A
REV: H	N/A	N/A	N/A
8SC2023Z	N/A	N/A	N/A
REV: F	N/A	N/A	N/A
8SC2023-NHK	K185103971S	N/A	N/A
8SC2023Z-NHS	K185103971S	N/A	N/A
8SC2202V-CA	N/A	N/A	N/A
8SC2205-CA	N/A	N/A	N/A
8SC2209Z	N/A	N/A	N/A
8SC2223V	K185103971S	N/A	N/A
8SC2223VG	K185103971S	N/A	N/A
8SC2223V-K	K185103971S	N/A	N/A
8SC2236	N/A	N/A	N/A
8SC2254VG-MP	K185103971S	N/A	N/A
8SC2261VG-MP	K185103971S	N/A	N/A
8SC2282V	K185103971S	N/A	N/A
8SC2282VG	K185103971S	N/A	N/A
8SC2285V	N/A	N/A	N/A
8SC2290V	N/A	N/A	N/A
8SC3009ZA	N/A	0144445S03S	0844474C01S
REV: BE	N/A	N/A	N/A
8SC3009ZAC	N/A	N/A	NA
8SC3014U	N/A	0144445S05S	0844474C01S
REV:AH	N/A	N/A	N/A
8SC3015U	N/A	0144445S03S	K185103977S
REV: AG	N/A	N/A	K185103977S
8SC3018VA			
8SC3019U	N/A	0144445S03S	0844474C01S
REV: AG	N/A	N/A	N/A
8SC3029Z	N/A	0144445S03S	0844474C01S
REV: E	N/A	N/A	N/A
8SC3068V	N/A	0144445S03S	0844474C01S
REV: BD	N/A	N/A	N/A
8SC3110V	N/A	N/A	0844474C01S
REV: G	N/A	N/A	N/A
8SC3111V			

Important: The information contained in this bulletin is intended for use by trained, professional technicians who have the proper tools, equipment, and training to perform the required maintenance described above. This information is NOT intended for 'do-it-yourselfers', and you should not assume that this information applies to your equipment. If you have any questions regarding this information please visit our website at [www.prestolite.com](http://www.prestolite.com), or contact our technical service department at:

Group:	8SC/SCJ	Notes:
Form:	SP1017	Refer to SP1017-DWG for major component drawing.
Date:	July 19, 2019	Refer to TSB-3018 for hardware kit breakdown.
File:	Alternator Parts List Section	Refer to TSB-3008 for Intake Nozzle kit breakdown.
		Refer to TSB-1104 for Trash Screen Assy. kit breakdown.
		Refer to TSB-1105 for Overhaul kit bearing change procedure.

Component View	Trash Screen Assy. Kit	Diode Trio Assy.	Capacitor Assy.
			 Or
Model	13		
8SC3133U	N/A	N/A	N/A
8SC3157V	N/A	N/A	N/A
8SC3160V	N/A	N/A	N/A
8SC3169U	N/A	N/A	K185103977S
8SC3200V	N/A	N/A	N/A
8SC3207V	N/A	N/A	N/A
8SC3262	N/A	N/A	N/A
8SC3248V	N/A	N/A	N/A
8SC3389HC	N/A	N/A	N/A
8SC3390HC	N/A	N/A	N/A
8SC5369	N/A	N/A	N/A
8SC5369G	N/A	N/A	N/A
SCJ2165	K185103971S	N/A	N/A
SCJ2167	K185103971S	N/A	N/A
SCJ2216	K185103971S	N/A	N/A
SCJ2217	K185103971S	N/A	N/A
SCJ2219	K185103971S	0144445S03S	N/A
SCJ2221	K185103971S	0144445S03S	N/A
SCJ2225	K185103971S	N/A	N/A
SCJ2226	K185103971S	N/A	N/A
SCJ2227	K185103971S	N/A	N/A
SCJ2231	K185103971S	N/A	N/A
SCJ2232	K185103971S	N/A	N/A
SCJ2233	K185103971S	N/A	N/A
SCJ2235	K185103971S	N/A	N/A
SCJ2239	K185103971S	N/A	N/A
SCJ2287	K185103971S	N/A	N/A
SCJ3126	K185103971S	N/A	0844474C01S
SCJ3128	K185103971S	N/A	0844474C01S
SCJ3147	K185103971S	N/A	N/A
SCJ3162	K185103971S	N/A	N/A
SCJ3218	N/A	N/A	0844474C01S
REV: E	N/A	N/A	N/A
SCJ3291	N/A	N/A	N/A
SCJ3292	K185103971S	N/A	N/A

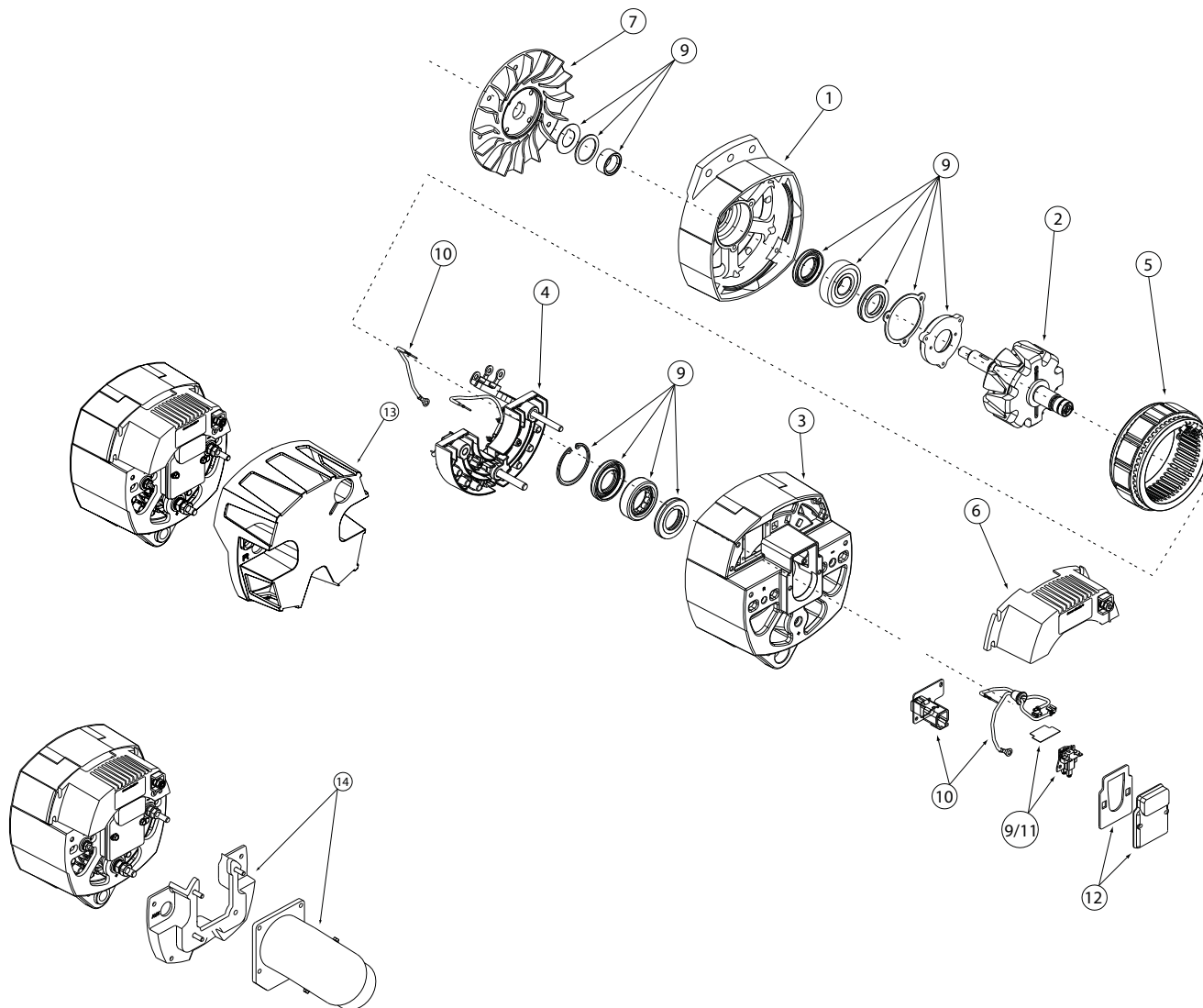
Component View	Intake Air Nozzle Kit
	
Model	14
8SC2202V-CA	A544104734S
8SC2236	A544104734S
SCJ3218	A544104734S

Important: The information contained in this bulletin is intended for use by trained, professional technicians who have the proper tools, equipment, and training to perform the required maintenance described above. This information is NOT intended for 'do-it-yourselfers', and you should not assume that this information applies to your equipment. If you have any questions regarding this information please visit our website at [www.prestolite.com](http://www.prestolite.com), or contact our technical service department at:



Group:	8SC / SCJ	Notes:
Form:	SP1017-DWG	Refer to SP1017 8SC-SCJ for parts breakdown.
Date:	July 7, 2017	Refer to TSB-3018 for hardware kit breakdown.
File:	Alternator Parts List Section	Refer to TSB-3008 for Intake Nozzle kit breakdown.
		Refer to TSB-1104 for Trash Screen Assy. kit breakdown.
		Refer to TSB-1105 for Overhaul kit bearing change procedure.

## 8SC / SCJ Major Service Components



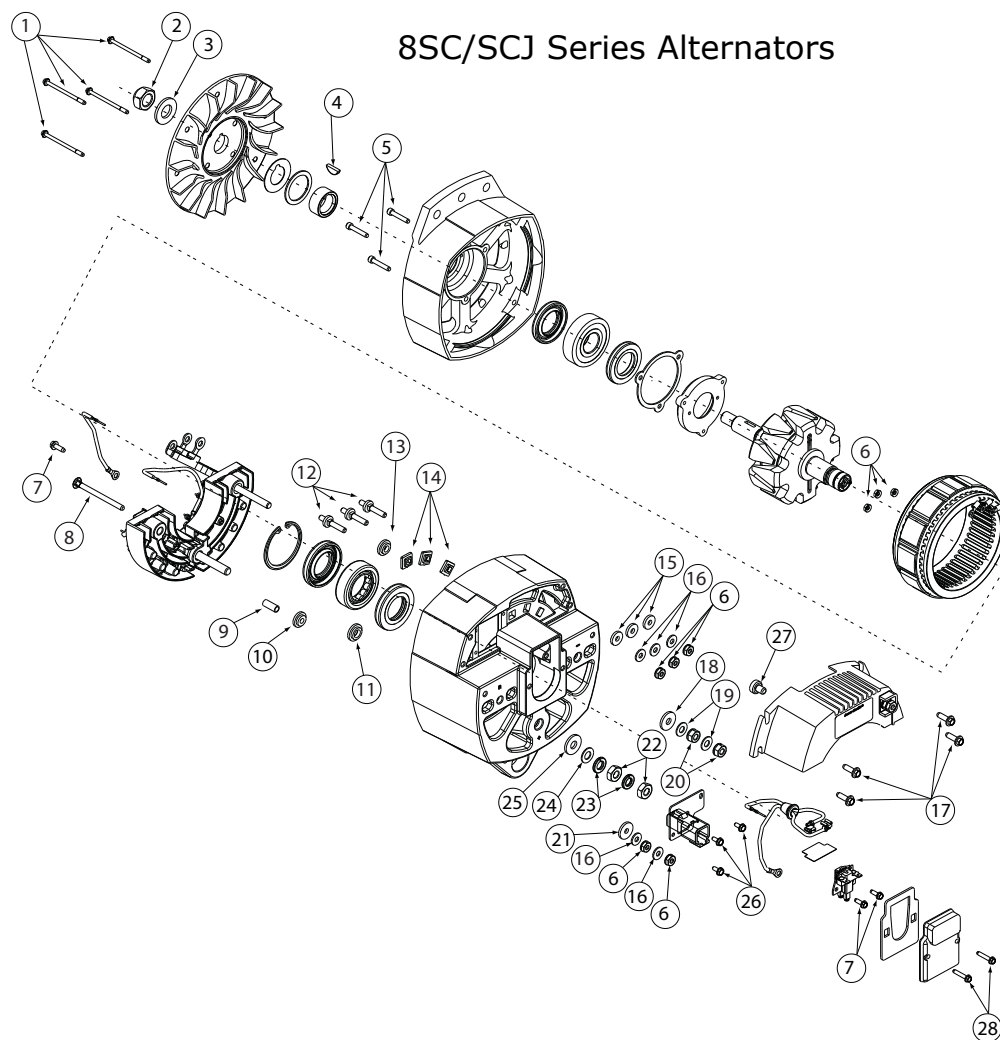
See TSB-3018  
for Hardware Kit  
breakdown

**Important:** The information contained in this bulletin is intended for use by trained, professional technicians who have the proper tools, equipment, and training to perform the required maintenance described above. This information is NOT intended for 'do-it-yourselfers', and you should not assume that this information applies to your equipment. If you have any questions regarding this information please visit our website at [www.prestolite.com](http://www.prestolite.com), or contact our technical service department at:

Source: Leece-Neville Heavy Duty Systems Division - Arcade, NY USA  
Date: July 7, 2017  
Bulletin No: TSB-3018  
Models: 8SC/SCJ  
Subject: Hardware Kit for 8SC/SCJ alternators K212103996S

**K212103996S**

**NOTE:** All of these components are part of the hardware kit and not available for individual purchase.

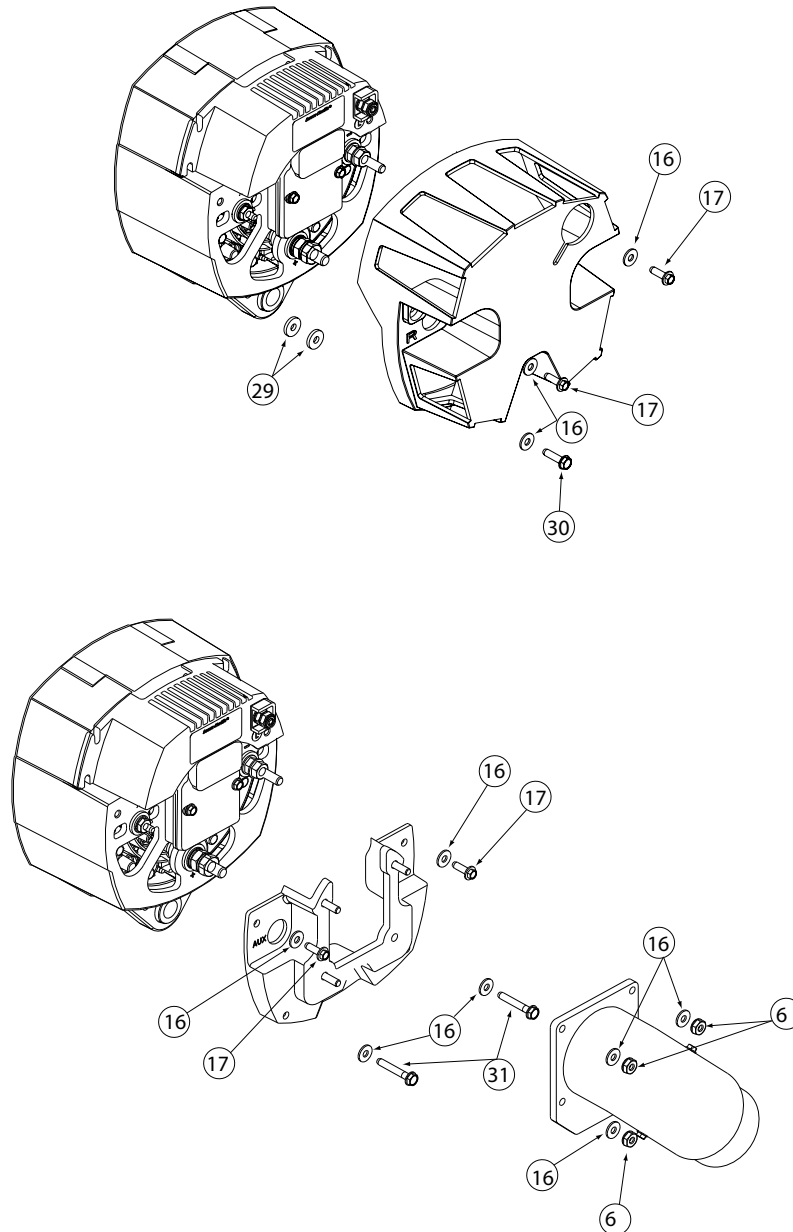


Important: The information contained in this bulletin is intended for use by trained, professional technicians who have the proper tools, equipment, and training to perform the required maintenance described above. This information is NOT intended for 'do-it-yourselfers', and you should not assume that this information applies to your equipment. If you have any questions regarding this information please visit our website at [www.prestolite.com](http://www.prestolite.com), or contact our technical service department at:

Date: July 7, 2017

Bulletin No: TSB-3018

**8SC/SCJ series Hardware - K212103996S**



Important: The information contained in this bulletin is intended for use by trained, professional technicians who have the proper tools, equipment, and training to perform the required maintenance described above. This information is NOT intended for 'do-it-yourselfers', and you should not assume that this information applies to your equipment. If you have any questions regarding this information please visit our website at [www.prestolite.com](http://www.prestolite.com), or contact our technical service department at:

Date: July 7, 2017

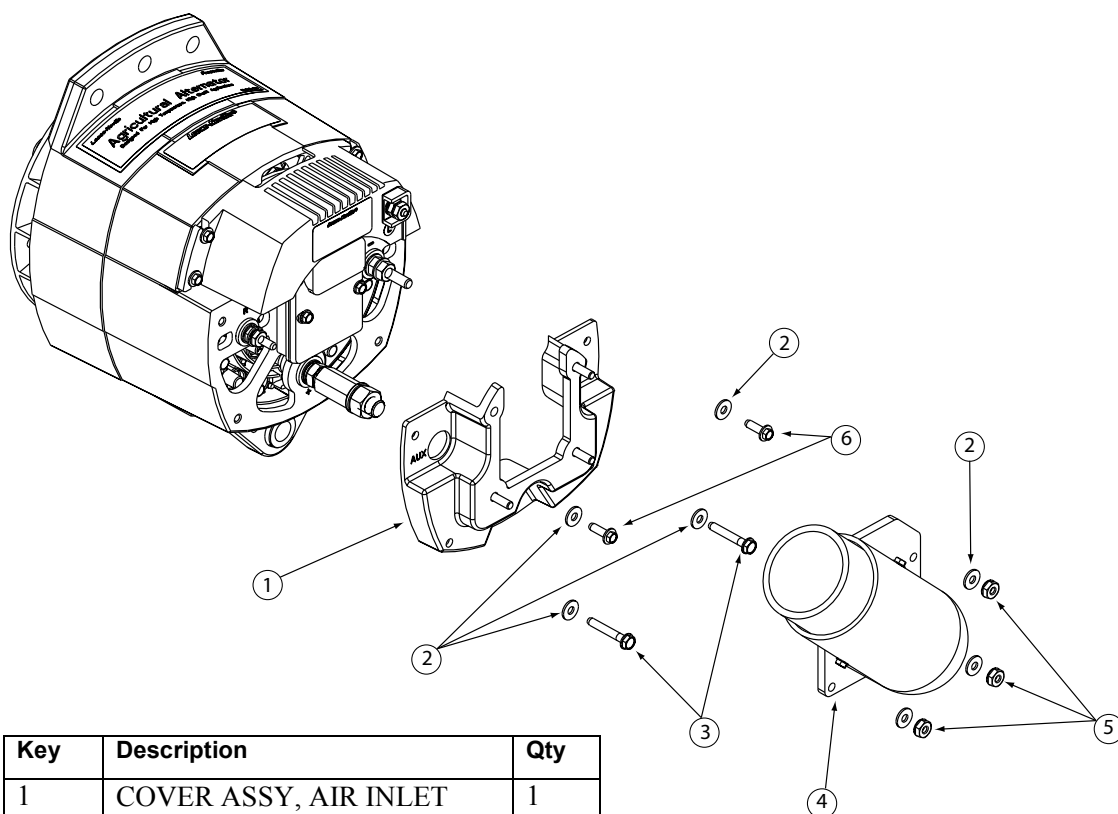
Bulletin No: TSB-3018

Description	Qty.	Key	Where used
BOLT, THRU-10-32 2.86L	4	1	Holds alternator together
BOLT, THRU 1/4"	4	1	Holds alternator together. (8SC2209Z, SCJ2235, 8SC2254VG-MP)
5/8-18NF-2B PULLEY LCK	1	2	Pulley nut
WASHER FLAT	1	3	Pulley nut flat washer
KEY, WOODRUFF #8	1	4	Pulley woodruff key
BRG RET SCREW	3	5	Front bearing retainer screws
NUT CON LOCK 10-24 3/8	8	6	Stator/ output terminal nuts
SCR TPG 8-32X.50 1/4HD	3	7	Brush/ rectifier screws
RNC-BOLT M8-1.25 2.13L	1	8	D+ / AC bolt
INSULATOR SLEEVE	1	9	D+ / AC bolt insulator
WSHR INSL #10 BOLT	1	10	D+ / AC bolt insulator
WSHR INSL 5/16 BOLT	1	11	B+ bolt insulator
STUD, DOUBLE ENDED	3	12	AC bolts
WSHR INSL 1/4 BOLT	1	13	B- bolt insulator
INSULATOR	3	14	AC bolts insulator
WASHER, GPO-1 INSULATING	3	15	AC bolts insulator
WASHER FLT.203-.500-.0	11	16	Output studs washers
SCR TPG 10-32X.62 1/4H	6	17	Attaching bolts for regulator, screen and intake nozzle
WSHR INSL .09THX.75	1	18	B- bolt insulator
WSHR FLT .266-.562-	2	19	B- bolt flat washer
NUT CONL 1/4-28-3/16TK	2	20	B- bolt nuts
NUT, M6	2	20	B- bolt nuts (Metric)
WSHR INSL .09THX.69	1	21	D+ / AC bolt insulator
NUT 5/16-24X9/16X7/32	2	22	B+ bolt nuts
NUT, M8	2	22	B+ bolt nuts
WSHR LCK 5/16 MD SPT	2	23	B+ bolt lock washers
WSHR FLT .328-.625-	1	24	B+ bolt flat washer
WSHR INSL .09THX.81	1	25	B+ bolt insulator
SCR TPG 6-32X11/32 PHW	3	26	Terminal board/ connector screws
CAP, STUD	1	27	AC stud insulating cap
SCR TPG 8-32X.88 1/4HD	2	28	Brush cover screws
WSHR INSL #10.09THX9/1	2	29	Screen spacer washers
SCREW, TAP, #10-32 X 3/4	1	30	Screen attaching screw
Screw #10-32 X 1 1/4"	2	31	Intake nozzle attaching screws

Important: The information contained in this bulletin is intended for use by trained, professional technicians who have the proper tools, equipment, and training to perform the required maintenance described above. This information is NOT intended for 'do-it-yourselfers'; and you should not assume that this information applies to your equipment. If you have any questions regarding this information please visit our website at [www.prestolite.com](http://www.prestolite.com), or contact our technical service department at:

Source: Leece-Neville Heavy Duty Systems Division - Arcade, NY USA  
Date: July 7, 2017  
Bulletin No: TSB-3008  
Models: 8SC2236/ 8SC2202V-CA, SCJ3218  
Subject: A544104734S Intake Nozzle Kit

**Intake Nozzle Parts Replacement Kit for 8SC2236/ 8SC2202V-CA  
And Kit for SCJ3218/ Thomas Bus Part Number J600851  
Case New Holland Part Numbers 87645142/ 403782A1**



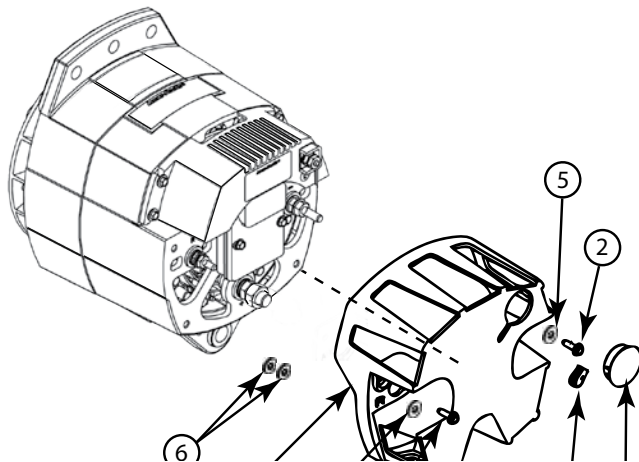
Key	Description	Qty
1	COVER ASSY, AIR INLET	1
2	WASHER #10	7
3	SCREW, TAP #10-32 X 1 1/4"	2
4	NOZZLE ASSY, AIR INLET	1
5	NUT, CON LOCK, M5	3
6	SCREW, TAP #10-32 X .615"	2

**Important:** The information contained in this bulletin is intended for use by trained, professional technicians who have the proper tools, equipment, and training to perform the required maintenance described above. This information is NOT intended for 'do-it-yourselfers'; and you should not assume that this information applies to your equipment. If you have any questions regarding this information please visit our website at [www.prestolite.com](http://www.prestolite.com), or contact our technical service department at:



Source: Leece-Neville Heavy Duty Systems Division - Arcade, NY USA  
Date: July 7, 2017  
Bulletin No: TSB-1104  
Models: **8SC/SCJ**  
Subject: K185103971S Trash screen kit

8SC/SCJ Trash Screen Replacement Kit, For use on: 8SC2023Z-NHK, 8SC2023Z-NHS, 8SC2223V, 8SC2223VG, 8SC2223V-K, 8SC2254VG-MP, 8SC2282V, 8SC2282VG, SCJ2165, SCJ2167, SCJ2216, SCJ2217, SCJ2219, SCJ2221, SCJ2225, SCJ2226, SCJ2227, SCJ2231, SCJ2239, SCJ2287, SCJ3126, SCJ3128, SCJ3147, SCJ3162



Key	Description	Qty.
1	Screen Trash	1
2	Screw tap #10-32x.615	3
3	Grommet 1 hole	1
3	Grommet 2 hole	1
4	Cap, Plug	1
5	Washer Flat #10	3
6	Insulating washer	2

**Important:** The information contained in this bulletin is intended for use by trained, professional technicians who have the proper tools, equipment, and training to perform the required maintenance described above. This information is NOT intended for 'do-it-yourselfers'; and you should not assume that this information applies to your equipment. If you have any questions regarding this information please visit our website at [www.prestolite.com](http://www.prestolite.com), or contact our technical service department at: